
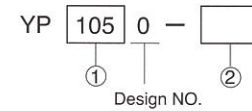


# OPERATION AND CONTROL PANEL



## MODEL CODE



NON STOCKING ITEM

- ① Control circuit number  
: Refer to circuit configuration list.
- ② Options  
: Contact us.

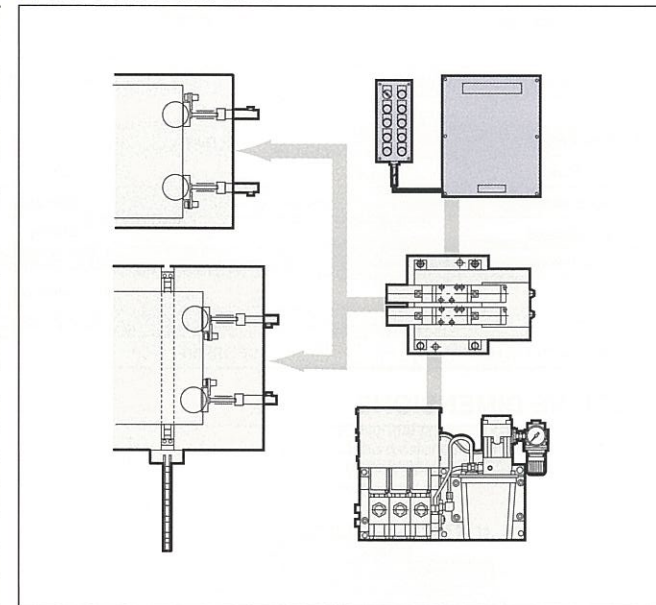
e.g. YP1050-N  
 • Circuit configuration  
 • Upper GE clamp  
 • Lower GB clamp  
 • MRA die lifter  
 • Written in English

**NOTE** All types shall be produced after an order received. If you place an order, ask delivery time in advance.

## SPECIFICATIONS

Type	Separate Operator and Control Panel Type	
Power Supply Voltage	AC100V 50/60Hz	
Power Supply Capacity	5A	
Controls	Power	Circuit Protector (in Control Enclosure)
	Die Change Selector	Key Switch
	Each Operation	Illuminated Push Button

## TYPICAL LAYOUT



## DESCRIPTION OF ACTIONS AND INTERLOCKS

Interlocks (for press operation)	Die Change Mode	OFF
	Upper Die	Lock (from pressure switch)
Lower Die	Lock (from pressure switch)	
Auto-Slider	Forward End (from forward check switch)	
Die Lifter	Down (from pressure switch)	
Interlocks (for clamp operation)	Die Change Mode	ON
	Upper Clamp	Press Slide Lower Dead Point (from press)
		Die Lifter ... Down (from pressure switch)
	Lower Clamp	Die Lifter Down (from pressure switch)
		Press Slide ... Upper Dead Point (from press)
Die Lifter	Lower Clamp ... Released (from pressure switch)	

\*When using YP series control panels, press interface should be prepared by customer.

## CIRCUIT CONSTRUCTION

Model	Upper clamp		Lower clamp		Die lifter	Hydraulic Unit Model
	Front	Back	Front	Back		
YP1000	clamp		clamp		-	CC
YP1010	clamp		clamp		○	CCD
YP1020	clamp	clamp+slider	clamp	clamp	-	CC
YP1030	clamp	clamp+slider	clamp	clamp	○	CCD
YP1040	clamp+slider		clamp		-	CC
YP1050	clamp+slider		clamp		○	CCD
YP1060	clamp	clamp+slider	clamp	clamp+slider	-	CC
YP1070	clamp	clamp+slider	clamp	clamp+slider	○	CCD
YP1080	clamp+slider		clamp	clamp+slider	-	CC
YP1090	clamp+slider		clamp	clamp+slider	○	CCD
YP1100	clamp+slider		clamp+slider		-	CC
YP1110	clamp+slider		clamp+slider		○	CCD

\*Four upper clamps and four lower clamps are standard. For more clamps, consult us.

This control system provides safe operation of clamping systems. Select model according to system specifications.

## OUTLINE DIMENSIONS

**● Operation · Control Panel (W×H×L)**

Model	Operation Panel	Control Panel
YP1000	120 × 230 × 120	450 × 350 × 120
YP1010		
YP1020	120 × 230 × 120	450 × 530 × 120
YP1030	120 × 280 × 120	
YP1040	120 × 230 × 120	
YP1050	120 × 280 × 120	
YP1060	120 × 230 × 120	
YP1070	120 × 280 × 120	
YP1080	120 × 230 × 120	
YP1090	120 × 280 × 120	
YP1100	120 × 230 × 120	
YP1110	120 × 280 × 120	

**● STANDARD PAINT COLOR**

	Operator Panel and Control Panel
Outer	5Y8.4/0.5
Inner	

When specifying paint color,  
 1. Please indicate by Munsell No. or sample color.  
 2. For colors other than standard, an extra charge will be applied.